

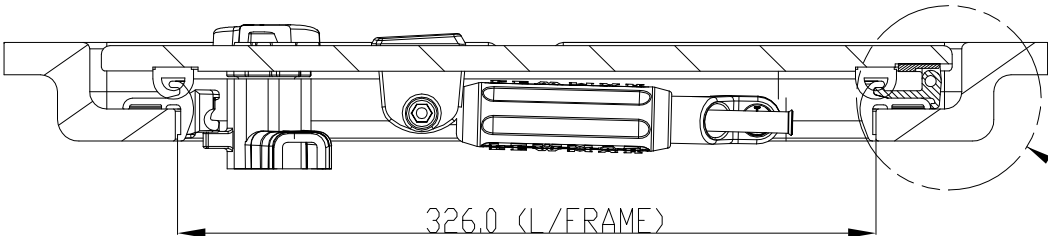
456.0 (L/FRAME)
SECTION W-W

R8.0
DECK RAD
MAXIMUM
SEE DETAIL A

HINGE SIDE
OF HATCH

EXAMPLE
DECK FORM

EXAMPLE
DRAINAGE
CHANNEL

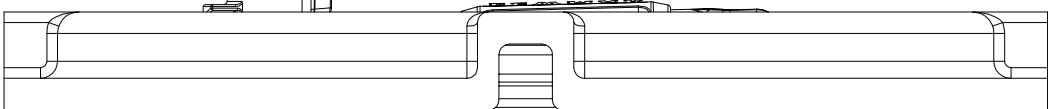


326.0 (L/FRAME)

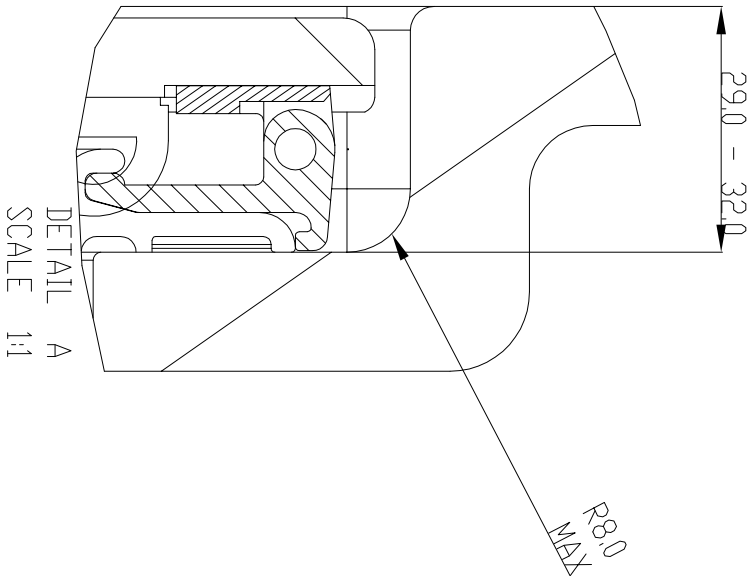
397.0 HATCH LID O/ALL

SECTION Z-Z
R10.0
HATCH LID

527.0 HATCH LID O/ALL



SECTION Y-Y



DETAIL A
SCALE 3:2

DETAIL A
SCALE 1:1

HANDLE TYPE	SMALL (GLUED-ON)
ACRYLIC COLOUR	12mm GREY
FRAME COLOUR	WHITE PD2
OPENING ANGLE	90° MAXIMUM
HOLD OPEN METHOD	1 x PB STAY

NOTES:
CUT-OUT SIZE = 457.0 x 327.0 x R42.5

LEWMAR

Unauthorised use, manufacture or reproduction
In whole or in part is prohibited

NOTE:
A MINIMUM OF 10.5mm CLEARANCE REQUIRED AT
BACK EDGE OF HATCH.
CLEARANCE ALONG FRONT AND SIDES CAN BE
AT BOAT BUILDERS DISCRETION.
DRAINAGE CHANNEL FORM AND POSITION TO BE
DEFINED BY BOAT BUILDER. (EXAMPLE ONLY SHOWN)

Part Number : 39930X1Y

SZ30 FLUSH2G HATCH

Saved as : 39930X1Y

Date : 02-Feb-10

Issue : A

Drawn by :

MT